




RULES OF THE GAME

LADYBUG AND JOHN THE MOUSE



Objectives of the game

- Arrive at Ladybug's house with the maximum number of salami to offer.
- List the quantities.
- Add or subtract quantities.
- Recognise the several depictions of the number.
- Cooperate in group.

Age

- 5-years-old children

Number of players

- 2 to 4 players

The game contains:

- 1 cardboard board.
- 2 pots that each team must fill up with 5 different types of vegetables (carrot, courgette, broccoli, onion and beans).
- 80 cardboard vegetables (16 of each).
- 56 cards divided into three types of instructions:

- Ladybug in the front side:

Vegetables to take out of the pot. The quantities are taken out according to the several depictions of the number: dots in the dice, number, finger.

- **John the Mouse in the front side:** pictures of the vegetables to put in or to take out of the pot (scratched).

- **Question mark in the front side:** movement

- 8 cardboard salamis.
- 2 pawns.
- A dice numbered from 1 to 3 to move forward.




- A dice with numbers from 1 to 4 to indicate the number of vegetables to take out.
- 5 bags containing vegetables (each containing one type of vegetable).
- 1 copy of the rules of the game.





Rules of the game













- The players form 2 teams. Distribution through the dice: the one who gets the higher number chooses the team.
- Each team takes a pot out.
- Put the cards' stacks in a way that everybody can reach them.
- One player of each of the teams throws the dice and moves forward the number of steps according to the number shown on the dice, then follows the instruction given:
 - Houses with **"vegetables"**: throw the dice with numbers, take the number of vegetables out according to the number shown on the dice and put it/them inside the corresponding pot.
 - Houses with **"Ladybug"**, **"John the Mouse"** and **"?"**: draw a card from the stack and follow the instruction.
 - **Houses with an arrow**: move forward or go back the number of steps according to the number shown on the dice and follow the instruction.
 - **Houses with a dice**: play again.

Each team plays in turns. The objective consists in getting a set of 8 vegetables to exchange for salami so that Ladybug can make a soup. After making the exchange, put the 8 vegetables back in the stack. You can start collecting the same set of vegetables that is exchanged by the salami again.

The team who has got more salamis wins.





 <p>A circle containing an onion and a circle containing a kidney bean.</p>	 <p>A circle containing an onion and a circle containing a kidney bean with a red X over it.</p>	 <p>A circle containing a carrot.</p>
 <p>A circle containing a carrot with a red X over it.</p>	 <p>A circle containing a carrot and a circle containing a cucumber.</p>	 <p>A circle containing a carrot with a red X over it and a circle containing a cucumber.</p>
 <p>A circle containing a cucumber.</p>	 <p>A circle containing a cucumber and a circle containing a broccoli.</p>	 <p>A circle containing a cucumber with a red X over it.</p>
 <p>A circle containing a kidney bean.</p>	 <p>A circle containing a kidney bean with a red X over it.</p>	 <p>A circle containing a carrot and a circle containing a cucumber with a red X over it.</p>

1



2



2



3



3



4



4

